






# February 2023

 In Person Class (details below)

 Online Class (details below)

02/23	THU	4:00 - 5:00p	<b>INTRO TO VIEWSONIC OR CLEARTOUCH</b> Learn the basics of using the ClearTouch or Viewsonic boards.	<b>IN PERSON</b> 
02/27	MON	4:00 - 5:00p	 <b>CANVA: MAKE AN EVENT FLYER/POSTER</b> Think of this as Canva with a splash of Peachjar. Learn basic skills of this free graphic design program while creating an event flyer or poster. You will be shown the many practical uses for teachers beyond a flyer. Then learn how to use Peachjar to distribute your flyer paperlessly.	<b>IN PERSON</b> 

# March 2023

03/01	WED	4:00 - 5:00p	<b>INTRO TO VIEWSONIC OR CLEARTOUCH</b> Learn the basics of using the ClearTouch or Viewsonic boards.	<b>IN PERSON</b> 
03/07	TUE	12:00 - 3:30p	<b>WEBSITE WORKDAY FOR SCHOOL WEBMASTERS</b> This class is for the school-level webmasters. Come and work on your website. Bring a list of things you would like to accomplish. Work independently with support when you need it. All school webmasters are invited to drop in during these times.	<b>IN PERSON</b> 
03/09	THU	4:00 - 5:00p	<b>INTRO TO VIEWSONIC OR CLEARTOUCH</b> Learn the basics of using the ClearTouch or Viewsonic boards.	<b>IN PERSON</b> 
03/14	TUE	4:00 - 5:00p	 <b>CANVA: MAKE AN EVENT FLYER/POSTER</b> Think of this as Canva with a splash of Peachjar. Learn basic skills of this free graphic design program while creating an event flyer or poster. You will be shown the many practical uses for teachers beyond a flyer. Then learn how to use Peachjar to distribute your flyer paperlessly.	<b>ONLINE</b> 
03/16	THU	4:00 - 5:00p	 <b>BRAINPOP   BRAINPOP JR   CLEVER</b> BrainPop and BrainPop Jr have now been moved to Clever for a single-sign-on experience. What does that mean for you? There is so much more you can do with Clever and much more that you can do with BrainPop/BrainPop Jr now. Learn how to make login easier for your students, how to assign videos for them to watch, and even track students' progress. Leave with a better understanding of Clever and how it can free up instructional time with your students.	<b>IN PERSON</b> 
03/28	TUE	4:00 - 5:00p	 <b>BRAINPOP   BRAINPOP JR   CLEVER</b> BrainPop and BrainPop Jr have now been moved to Clever for a single-sign-on experience. What does that mean for you? There is so much more you can do with Clever and much more that you can do with BrainPop/BrainPop Jr now. Learn how to make login easier for your students, how to assign videos for them to watch, and even track students' progress. Leave with a better understanding of Clever and how it can free up instructional time with your students.	<b>ONLINE</b> 
03/30	THU	4:00 - 6:00p	<b>CREATE A NEW WEBSITE IN BLACKBOARD</b> Learn the Blackboard software and use it to create or update your teacher or department website. Learn how to place a button to Canvas or Google Classroom, plus links to other online resources. You should leave with your website completed.	<b>IN PERSON</b> 



SIGN UP HERE or at  
[www.wcde.org/training](http://www.wcde.org/training)

**The tech training lab is at Boones Creek Elementary room D120**

**HOW TO FIND IT:** During school hours and until 4:00p the staff can buzz you in the front door. Enter the main hallway on the right side of the lobby. Follow the main hallway down past the Library and D120 will be on the left. After 4:00p park in the back by the gym and call me at 423-434-4937 so I can let you in.

**Online classes are in Google Meet**

**HOW TO JOIN:** Open Google Meet from your Google Apps button or go to **meet.google.com**. Use the Join Code: **carolb**. It's the same Join Code for all sessions.